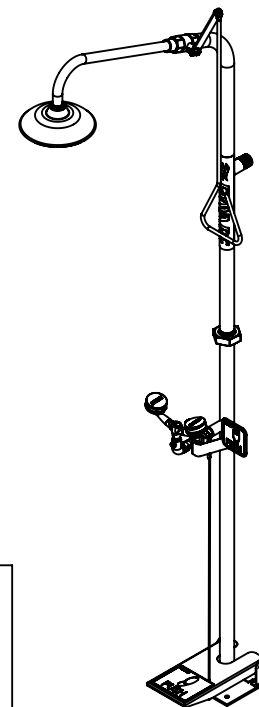
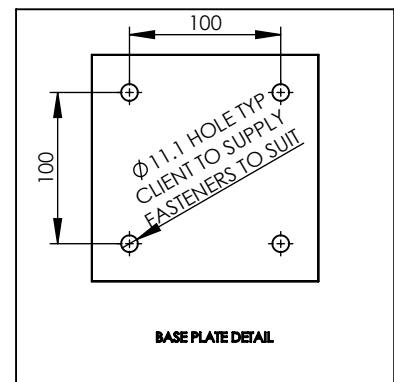
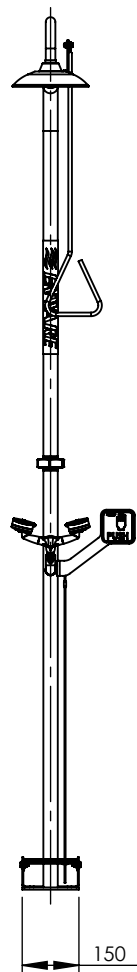
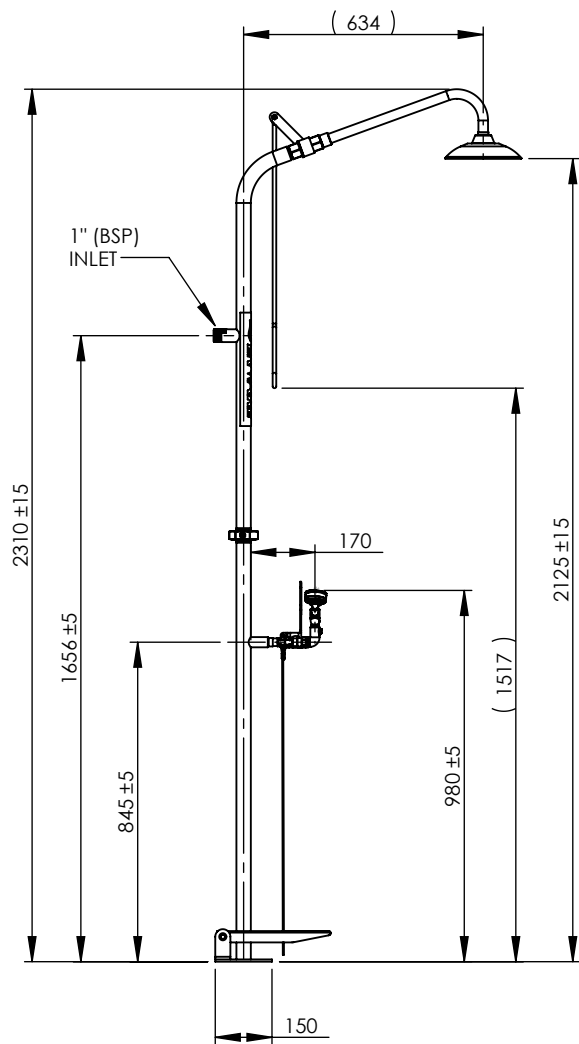
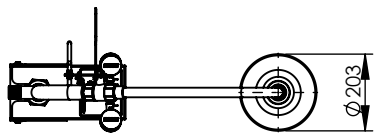


A

B

C

D



GENERAL NOTES:

- DIMENSIONS ARE IN mm's
- DO NOT SCALE OFF DIMENSIONS
- TAPWARE TOLERANCE / 2 (EXCEPT WHERE STATED)
- SAFETY SANITARY AND CARE TOLERANCE / 5 (EXCEPT WHERE STATED)

This drawing is the property of Enware Australia Pty Ltd and may not be reproduced in full or part without the written consent of Enware Australia.

DRAWN	TD
CHECKED	CL
APPROVED	LR



9 Endeavour Rd, Caringbah, NSW, 2229 Ph. +61 2 8536 4000 Email: info@enware.com.au

DRAWING NUMBER	ENBE270	REV	F.0
DESCRIPTION	S/S COMB SHWR EYE/W NO BOWL H/FT OP		
FINISH:	SIZE: A4	SCALE:	1:20

A

B

C

D

1

2

3

4

1

2

3

4