



Product Specifications

Model: PH Series Personnel Hoist (Large Chassis)

The Pelsue PH Series Personnel Hoist is designed as a personnel hoisting and/or rescue & retrieval device. This specification sheet applies to all Pelsue PH Series Hoists constructed on the “large” chassis. Below is a table of the Pelsue Hoist Models incorporating the “large” chassis and information on the cable/rope size included. The standard end fitting included on all rope or cable assemblies is an ANSI Z359 compliant swiveling snap hook. This is the preferred method of connecting to a harness or carabiner, but alternate end fittings are available upon request. Hoists built on small and medium chassis’ are also available in order to accommodate shorter lengths of rope or cable. The PH Series Personnel Hoist is equipped with a standard Pelsue Quick-Release bracket, other adapter brackets can be supplied or added upon request.

Load Capacity:

Pelsue PH Series Hoists are designed and tested as Mechanical Retrieval/Lifting Devices as defined in OSHA 1910.146 & ANSI Z117.1. PH Series Hoists are approved for use with personnel and are intended to facilitate hoisting and/or rescue & retrieval operations when required.

Load Capacity..... 310 LBS. (140 KG.)

Gear Ratio..... 5 to 1

Rope & Cable Assemblies:

3/16” Stainless Steel Wire Rope:

Minimum Breaking

Strength..... 3700 LBS. (1678 KG)

3/16” Synthetic Rope (High Thermal Threshold):

Minimum Breaking

Strength.....5500 LBS. (2495 KG)

Weight:

PH15R (Synthetic Rope).....29 LBS. (13.2 KG)


PH20C (Stainless Steel Cable).....39 LBS. (17.7 KG)

PH30C (Stainless Steel Cable).....43 LBS. (19.4 KG)

Braking Capabilities:

Primary Double-Function Braking System: PH Series Hoists are equipped with a long-life friction-brake system that is supplemented by a positive-locking double-pawl arrangement.

Secondary Braking System: PH Series Hoists are also equipped with a centrifugal “overspeed” brake for redundancy. This feature completely eliminates the possibility of “free-wheeling” in the event that the primary braking system is disabled.



<u>Model #</u>	<u>Length & Type of Hoist Line</u>
PH15R	150' of 3/16" "Technora®" Synthetic Rope
PH20C	200' of 3/16" Stainless Steel Cable
PH30C	300' of 3/16" Stainless Steel Cable

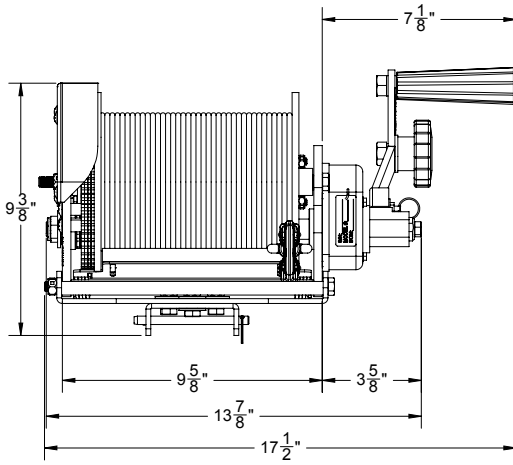


T.A. Pelsue Company
 2500 S. Tejon St.
 Englewood, CO 80110
 Ph: 1-800-525-8460, (303) 936-7432
 Fax: (303)934-5581
 Web: www.pelsue.com E-mail: sales@pelsue.com

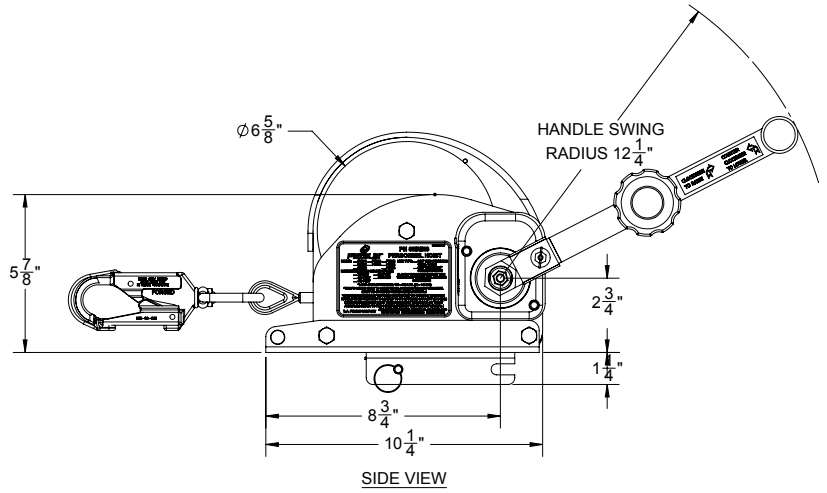
****NOTE - The PH Series use is only intended for use by a “Competent Person”. Read the Product Manual prior to usage. Ensure that all hoisting and rescue equipment conforms to regulations in affect in your area.**



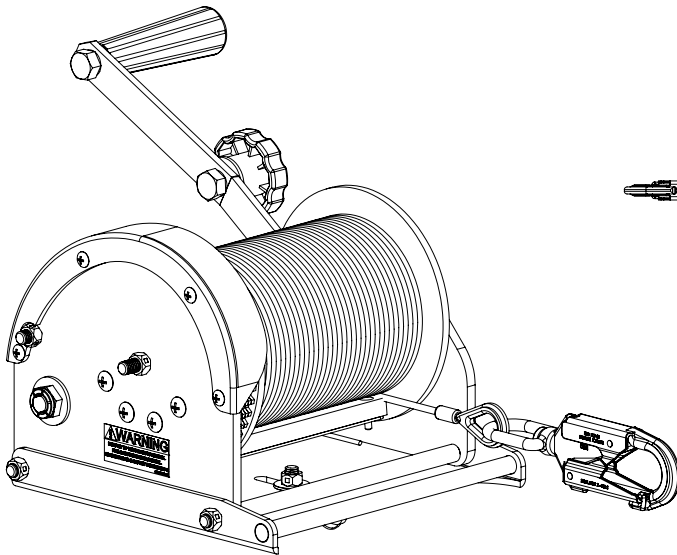
Product Specifications



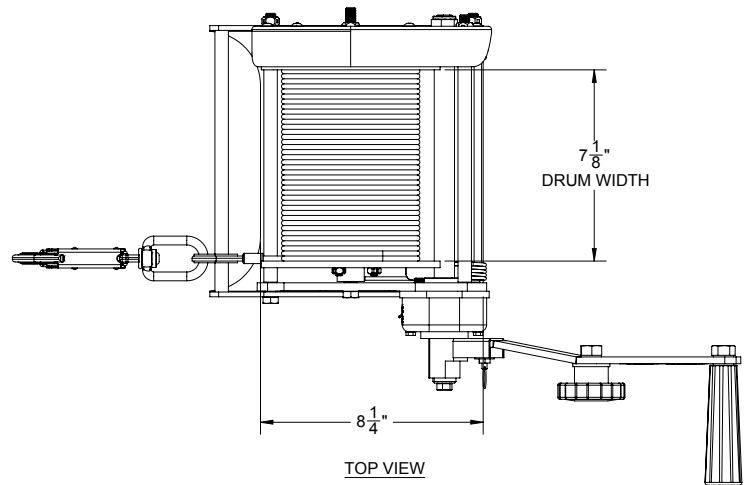
FRONT VIEW



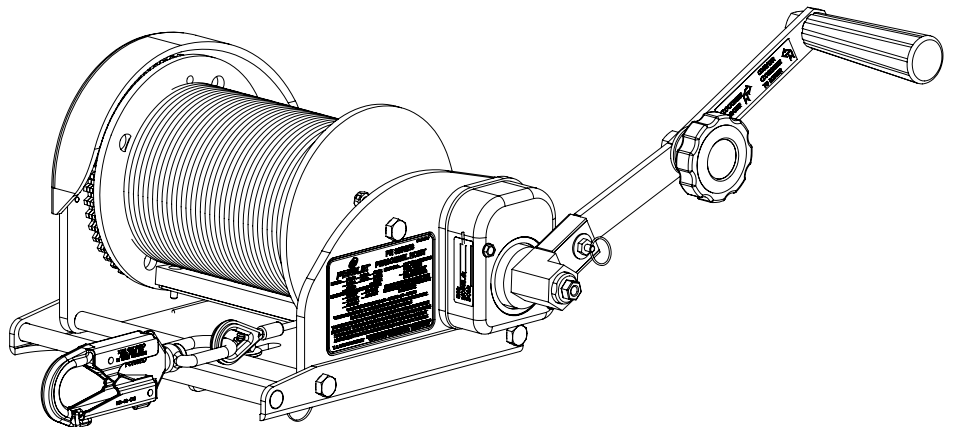
SIDE VIEW



LEFT DIMETRIC VIEW



TOP VIEW



T.A. Pelsue Company
 2500 S. Tejon St.
 Englewood, CO 80110
 Ph: 1-800-525-8460, (303) 936-7432
 Fax: (303)934-5581
 Web: www.pelsue.com E-mail: sales@pelsue.com